




MEDIA VIOLENCE

A PARENTS TELEVISION COUNCIL * SPECIAL REPORT * DECEMBER 2013



An Examination
of Violence,
Graphic Violence,
and Gun Violence
in the Media

(2012 – 2013)

Because our children are watching

Acknowledgements

A special thank you to the individuals and foundations whose support and commitment to sensible solutions made this possible.

William E. Simon Foundation

The Anschutz Foundation

Stuart Family Foundation

Michele & Donald D'Amour

Jack Radgowski

Timothy Stabosz

Bill and Katie Weaver

PTC Acknowledges AMC

During the data collection phase of the study, *The Walking Dead* was rated TV-14. After being contacted by the Parents Television Council, the AMC Cable Network changed the content rating of *The Walking Dead* to TV-MA. The PTC applauds AMC for making this important and responsible change.



www.ParentsTV.org

*The **Parents Television Council**® is a non-partisan education organization advocating responsible entertainment. It was founded in 1995 to ensure that children are not constantly assaulted by sex, violence and profanity on television and in other media*

**FOR MEDIA INQUIRIES
PLEASE CONTACT**

Kelly Oliver

KELLY OLIVER pr, inc.

(703) 307-9404

kelly@kellyoliverpr.com

MEDIA VIOLENCE

An Examination of Violence, Graphic Violence, and Gun Violence in the Media

Executive Summary

INTRODUCTION

“...we must renovate the cultural environment for our children so that in their future, violence isn’t as American as apple pie.”

Burke E. Strunsky – Senior Deputy District Attorney, Riverside County, CA

For decades, researchers, parents, policymakers and others have expressed concern regarding the growing quantity and graphic nature of television violence. The purpose of the present study was to examine the amount and nature of “media violence” in the most violent shows on basic cable and broadcast television from fall of 2012 and fall of 2013. The goal was to analyze both broadcast and cable primetime programming to: 1) Establish the prevalence of violence in primetime television;

- 2) Assess the frequency with which the presentation of violence is “graphic” in nature; and
- 3) Determine whether television networks are airing graphic violence during the hours when children are more likely to be watching. In addition, the study measured the amount of televised gun violence and examined TV-ratings to determine whether families were accurately warned of the presence of violent and graphic content.

The issues surrounding violence in the media promise to grow as broadcast network executives compete with cable networks in offering the same level of explicit and violent content. Unlike cable networks, broadcast networks utilize public airwaves and have an obligation to operate in the public interest. In other words, broadcast networks have an obligation to be cognizant of the welfare of the general public when determining what to air and when to air it. As a subscription service, cable has no such statutory requirement. However, results from the current study revealed that in many cases broadcast networks meet or exceed the volume and degree of violence compared to cable. The study also revealed inconsistencies in the TV content ratings system. The system’s failure to effectively warn parents continues to translate into children being exposed to graphic adult content.

Graphic violence was present in every broadcast and cable show examined in the study.

The Parents Television Council's (PTC) trained media analysts have the unique daily responsibility of logging and analyzing every scene that airs on primetime broadcast television as well as the most explicit basic cable shows. Based upon PTC's Entertainment Tracking System, content analysis was conducted on the first 4 episodes (equivalent to 1 month of programming per show) of the fall 2012 season. Seven scripted dramas were identified on basic cable that contained the highest amount of violence and graphic violence. The list of shows included: *American Horror Story* (FX), *The Walking Dead* (AMC), *Sons of Anarchy* (FX), *Breaking Bad* (AMC), *Copper* (BBC America), *Justified* (FX), and *Bullet in the Face* (IFC). Further, PTC analysts conducted content analysis on the first four episodes of the fall 2012 season of the CBS TV-14-rated crime drama *Criminal Minds*. During the time of our initial data collection *Criminal Minds* was viewed by many in the entertainment industry, as well as PTC, as the most violent show on broadcast television. Additionally, comparisons were made using the 7 most violent dramas on broadcast television during the current fall 2013 season. Shows included: *Revolution* (NBC), *The Blacklist* (NBC), *Supernatural* (CW), *Criminal Minds* (CBS), *Sleepy Hollow* (Fox), *CSI* (CBS), and *Law & Order: SVU* (NBC). Two additional shows containing high levels of violent content, *Hannibal* and *The Following*, are not included in the study. Given their spring 2013 debut they did not air during either study period and as a result were not analyzed for the purposes of this study.

MAJOR FINDINGS

- Every broadcast show in the study contained violent depictions that qualified for the label "graphic" violence. The shows include: *Revolution* (TV-14), *The Blacklist* (TV-14), *Supernatural* (TV-14), *Criminal Minds* (TV-14), *Sleepy Hollow* (TV-14), *CSI* (TV-14), and *Law & Order: SVU* (TV-14).

NOTE: According to the TV Parental Guidelines a V-descriptor with a TV-14 rating indicates the program may contain intense violence. A V-descriptor with a TV-MA rating indicates the program may contain graphic violence

- The following forms of violence comprised 77% of the violent and graphically violent depictions that aired during primetime broadcast on TV-14 rated shows: Child molestation, rape, mutilation/disfigurement, dismemberment, graphic killings and/or injuries by gunfire and stabbings, violent abductions, physical torture, cannibalism, burning flesh, suicide, beatings, guns and bladed weapons that were depicted but not used, and dead bodies.
- Although every TV-14 show in the study contained graphic violence and included a V-descriptor for "intense" violence, not one TV-14 show was rated to warn parents of the presence of "graphic" violence.

- Almost 40% of all graphic violence in the study aired on broadcast television (37%).
- Based upon shows included in the study, there was only a 6% difference between the amount of violence on cable shows compared to shows that aired on broadcast television (N=1482 and 1392 respectively).
- There were a total of 512 guns and bladed weapons depicted across all the broadcast shows examined in the study. Almost 70% of those were guns (67%).
- On broadcast television a bladed weapon or gun appeared on screen every 3 minutes. These calculations only represent when a new weapon entered the scene. The numbers do not account for the length of time a weapon remained on screen.
- Children watching 4 episodes of *Criminal Minds* (during the fall of 2012) were exposed to an average of 52.8 acts of violence per episode or 1 act of violence every 1 minute and 8 seconds.
- Children watching 4 episodes of *Revolution* (during the fall of 2013) were exposed to an average of 91.5 acts of violence per episode. That is equivalent to a child seeing one act of violence every 39 seconds.
- *Revolution* (a broadcast show rated TV-14) had more violence than all of the TV-MA cable shows in the study. (NOTE: During the data collection phase of the study *The Walking Dead* was rated TV-14. Since that time the network has rated new episodes TV-MA.)
- *Revolution* aired more violence than 6 of the 7 most violent shows on cable and more graphic violence than 4 of the 7 most violent shows on cable.

Through this study Parents Television Council hopes to bring greater awareness regarding the amount and explicit nature of violent media content readily available to today's children and teens on broadcast and basic cable television. The issue of exposure is critical to any meaningful and comprehensive examination of media violence. As recent tragic events have generated renewed focus on the topic of "violence," PTC hopes the contents of this report will provide insights that move the current debate toward strong meaningful actions that will make the media environment a safer place for kids.

MEDIA VIOLENCE

An Examination of Violence, Graphic Violence, and Gun Violence in the Media

INTRODUCTION

The issue of “media violence” and its long-term effects again have arrived center stage. The recent shootings, mass shootings, and other public acts of violence have pushed this debate to the forefront for schools, families, health and mental health professionals, law enforcement agencies, policymakers, and the entertainment industry. Pivotal to this issue has been the question whether media violence promotes antisocial beliefs and/or behaviors in children and teens. Understanding the relationship between media violence and antisocial beliefs and behaviors remains methodologically and theoretically controversial.^{1, 2, 3, 4} However, what scholars and other professionals can agree upon is the reality that in order to adequately assess the relationship between these variables, the research process must be accompanied by an understanding regarding the amount of exposure children and teens currently have to violent media. How much media violence are children and teens exposed to during the course of a day, a week, a year? And how graphic is the violent content many of today’s children and teens are choosing to regularly consume?

In 2000, Nielsen Media Research reported that youth ages 2-17 spent an average of 19 hours and 40 minutes per week watching television.⁵ A separate study by Kaiser Family Foundation reported that in 2004 young people spent 3 hours and 47 minutes per day viewing television content.⁶ In 2009 television viewing increased to 4 hours and 29 minutes per day.⁷ These statistics do not answer the question of exposure to violent media. However, the findings point to the likelihood that the amount of television violence watched by children and teens is also increasing.

The issue of exposure is not only an issue of viewing time. Any comprehensive discussion of “exposure” also must include considerations for what a child or teen is viewing during that time. Is the impact of viewing 2 stabbings per day equivalent to the impact of viewing 50 stabbings per hour? PTC strongly believes that any discussion regarding the impact of media violence must occur with considerations for both the volume and degree of exposure today’s children and teens are experiencing.

Fundamental to both the debate and general public discourse is the desire to understand the long-term effects and implications of media violence on our society as a whole and in particular, children. To what extent does the glamour of television challenge a child’s ability to understand the consequences of violence? Are children making a mental

distinction between media violence and real-life violence? Is the proliferation of media violence desensitizing our youngest citizens into defining what they see as normal and necessary parts of the American fabric?

Further fueling the issue of media violence is the advent of new technologies. Multiple media platforms give children even greater access to what is already concerning levels of violent entertainment. The 2010 Kaiser study reported that compared to all other forms of media (music, computers, video games, print, and movies) youth spend the largest segment of their day viewing television content.⁷ The expanding use of multiple platforms for viewing television content raises a separate set of issues regarding violent media and parental controls. Today's technology allows children and teens to view television anywhere, anytime, and on multiple devices while accessing an unprecedented number of channels frequently outside the watchful eye of a parent. Currently, the TV rating system entrusts television networks with the responsibility of assigning TV ratings to their own shows. Broadcast networks have fulfilled the requirement specified in the Telecommunications Act by providing a rating for every televised show on broadcast television. One of the questions being posed by this study is whether ratings are being applied to violent and graphically violent programming in a manner that enables families to avoid unwanted explicit and adult content.

PURPOSE OF THE STUDY

A sample of the most violent programming was used to examine the amount and nature of media violence currently available on broadcast and cable networks. PTC's goal was to analyze both broadcast and cable programming to: 1) Establish the prevalence of violence in the media; 2) Assess the frequency with which the presentation of violence is "graphic" in nature; and 3) Determine whether television networks are airing graphic violence during the hours when children are more likely to be watching. In addition, the study examines whether parents are able to effectively navigate the current media landscape based on the self-regulated system the entertainment industry presently has in place. Finally, the study provides data regarding the amount of televised gun violence in today's violent programming.

Results highlight three primary issues: 1) The longstanding assumption that broadcast television is a safer media environment for children than cable; 2) The prevalence of gun violence on television; and 3) the efficacy of the current TV rating system.

DEFINITION OF VIOLENCE

For purposes of this study "violence" was defined as: The intent to harm; destruction of property; accidental violence; or self-harm. The study does not include mild

violence such as holding a person to prevent a fight or someone hitting a wall lightly in anger and without damage, etc.

DEFINITION OF GRAPHIC VIOLENCE

Graphic violence was defined in the present study as the depiction of especially vivid, brutal and realistic acts of violence. The distinction between violence and graphic violence was made based upon the presence of the clear and obvious/uncensored depiction of a violent act. In order to qualify for the "graphic" designation, the violence depicted must generally have been of a particularly unmitigated and unshielded nature. In all cases, it was the explicitness of the violence and the injury inflicted which resulted in a scene being labeled "graphic".

METHODOLOGY

Based upon PTC's in-house database, analysts identified scripted dramas on basic cable that contained the highest amount of violence and graphic violence during the 2012-2013 season. The list of shows included: *American Horror Story* (FX), *The Walking Dead* (AMC), *Sons of Anarchy* (FX), *Breaking Bad* (AMC), *Copper* (BBC America), *Justified* (FX), and *Bullet in the Face* (IFC). Cable violence data from the first 4 episodes of each show were compared to the first four episodes of the 2012-2013 season of the CBS TV-14-rated crime drama *Criminal Minds*. During the time of our initial data collection *Criminal Minds* was viewed by many in the entertainment industry as the most violent show on television. Additionally, comparisons were made using the 7 most violent dramas on broadcast television during the current season (2013-2014). Shows included: *Revolution* (NBC), *The Blacklist* (NBC), *Supernatural* (CW), *Criminal Minds* (CBS), *Sleepy Hollow* (Fox), *CSI* (CBS), and *Law & Order: SVU* (NBC). Two additional shows containing high levels of violent content, *Hannibal* and *The Following*, were not included in the study. Given their spring 2013 debut they did not air during either study period and as a result were not analyzed for the purposes of this study.

PTC analysts examined all programming for: Type of content, quantity of content, and most importantly the graphic nature of the content. Data collection consisted of analysts viewing the first 4 episodes of each program and logging program content to address the following variable categories: Content rating (TV-PG, TV-14, etc.); graphic levels; violence implied/depicted; scene elements (blood/gore); acts of violence (rape, mutilation, decapitation, dismemberment, shooting, psychological torture, etc.); weapons present; and weapons used. Television content ratings were also noted and compared between and across shows as an indicator of the reliability of the current rating system.

RESULTS

Violence

Results show the amount of violence in the CBS show *Criminal Minds* paled in comparison to the most violent cable shows (See Tables 1 and 2). *The Walking Dead* reported a total of 546 violent acts in only 4 episodes (the equivalent of 4 hours of programming). The amount of violence that aired in *The Walking Dead* translates into 136.5 incidents of violence per hour of programming. The IFC show *Bullet in the Face* was a close second at 134 incidents of violence per hour of programming. However, *Criminal Minds* (2012-2013) contained more violence than all of the remaining TV-MA cable shows in the study. Specifically, *Criminal Minds* contained more violence than *American Horror Story* (TV-MA), *Sons of Anarchy* (TV-MA), *Justified* (TV-MA), and *Copper* (TV-MA). Additionally, *Criminal Minds* contained more violence than *Breaking Bad* (TV-14).

Table 1: Total Acts of Violence on Criminal Minds (2012-2013 Season)

Broadcast (2012-2013 Season)		
Show	TV Rating	Total Acts of Violence
Criminal Minds	TV-14	211

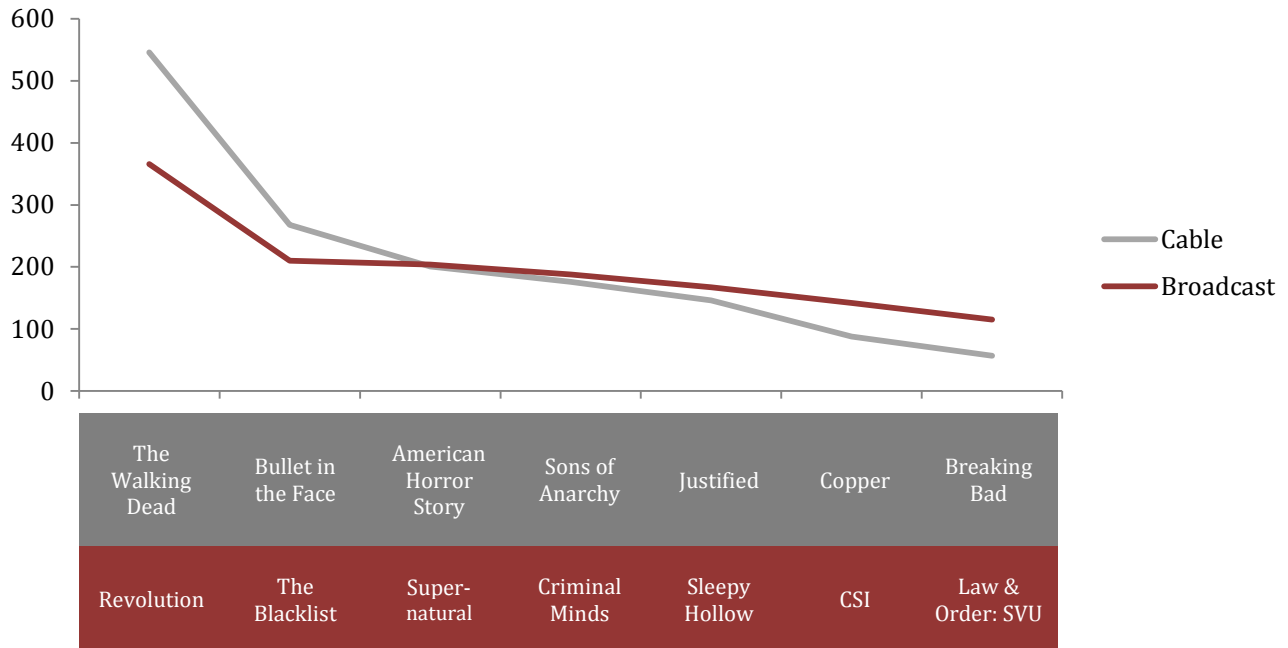
Table 2: List of Shows by Ratings and Total Acts of Violence

Cable			Broadcast		
Show	TV Rating	Total Acts of Violence	Show	TV Rating	Total Acts of Violence
The Walking Dead	TV-14	546	Revolution	TV-14	366
Bullet in the Face	TV-MA	268	The Blacklist	TV-14	210
American Horror Story	TV-MA	201	Supernatural	TV-14	204
Sons of Anarchy	TV-MA	176	Criminal Minds	TV-14	188
Justified	TV-MA	146	Sleepy Hollow	TV-14	167
Copper	TV-MA	88	CSI	TV-14	142
Breaking Bad	TV-14	57	Law & Order: SVU	TV-14	115
Total		1482	Total		1392

Further, as can be seen in Chart 1 comparisons between the most violent shows on cable and the most violent shows on broadcast revealed a similar pattern. Both broadcast

and cable have one “breakout” show that far exceeds the level of violence even compared to shows that clearly have very high levels of violent content both in quantity and in the graphic nature of the content. The present study identified *The Walking Dead* as the breakout show for cable and *Revolution* as the breakout show for broadcast television. However, further examination of Chart 1 reveals that most broadcast shows examined in the study contained more violent content than their cable equivalents.

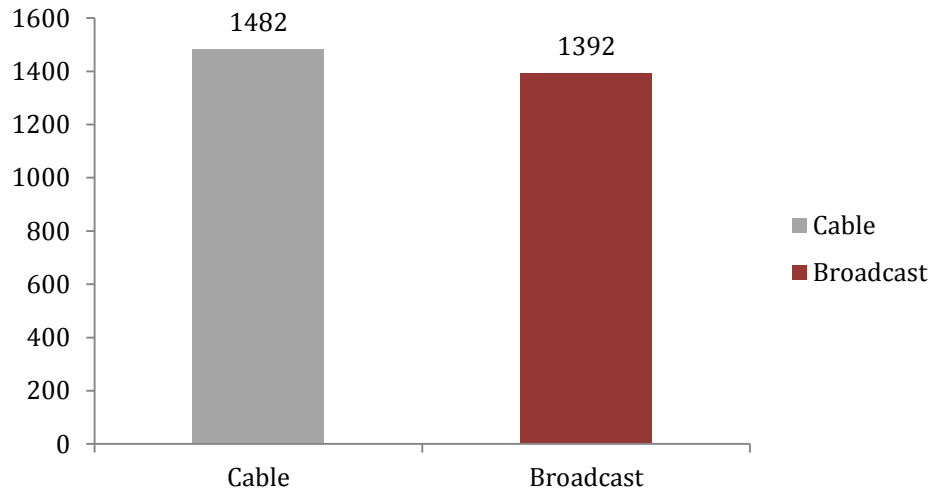
Chart 1: Total Acts of Violence by Show Cable vs. Broadcast



Children watching *Criminal Minds* (during the 2012-2013 season) were exposed to an average of 52.8 acts of violence per episode. In contrast, children watching *Revolution* (during the 2013-2014 season) were exposed to an average of 91.5 acts of violence per episode. Overall, *Revolution* had more violence than all of the TV-MA cable shows in the study.

An examination of the total acts of violence on cable vs. broadcast revealed only a 6% difference between the collective amount of violence across the cable shows examined in the study (N=1482) compared to the broadcast shows (N= 1392).

Chart 2: Total Acts of Violence Cable vs. Broadcast



Graphic Violence

Graphic violence was present in every broadcast and cable show examined in the study. The shows include: *Revolution* (TV-14), *The Blacklist* (TV-14), *Supernatural* (TV-14), *Criminal Minds* (TV-14), *Sleepy Hollow* (TV-14), *CSI* (TV-14), and *Law & Order: SVU* (TV-14). Data analyses revealed that *Revolution* not only aired more violence than most of the cable shows as shown in Table 2, *Revolution* aired more graphic violence than 4 of the 7 most violent shows on cable (See Table 3).

Chart 3: Graphic Violence Cable vs. Broadcast

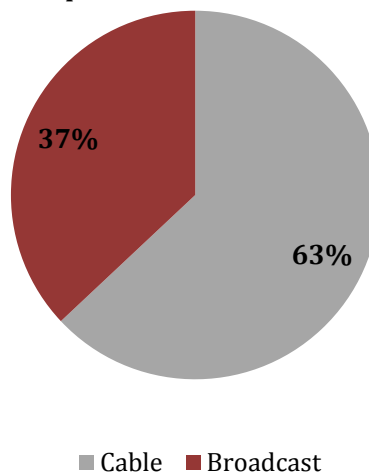


Table 3: Graphic Violence by Show and Rating

Cable			Broadcast		
Show	TV Rating	Total Acts of Graphic Violence	Show	TV Rating	Total Acts of Graphic Violence
The Walking Dead	TV-14	38	Revolution	TV-14	17
Bullet in the Face	TV-MA	12	The Blacklist	TV-14	12
American Horror Story	TV-MA	28	Supernatural	TV-14	8
Sons of Anarchy	TV-MA	18	Criminal Minds	TV-14	9
Justified	TV-MA	12	Sleepy Hollow	TV-14	8
Copper	TV-MA	3	CSI	TV-14	9
Breaking Bad	TV-14	2	Law & Order: SVU	TV-14	4
Total		113	Total		67

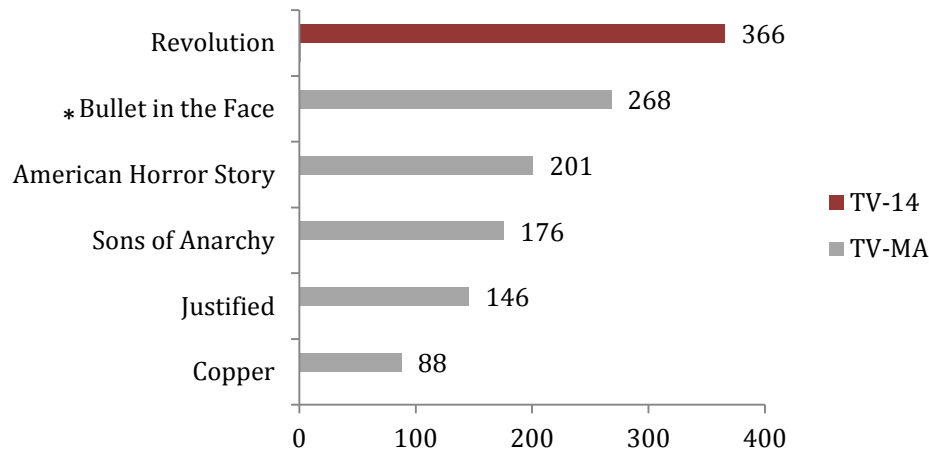
TV Ratings

Data revealed there were great discrepancies in how the shows were rated. Shows with the lowest volume of violence were given higher content ratings. In contrast, shows with the highest and most graphic violent content were given lower TV content ratings indicating the content was appropriate for a younger audience. *The Walking Dead*, the most violent show in the study, was initially rated TV-14 and later changed as the network deemed subsequent episodes worthy of a TV-MA rating.

The present study shows that within 4 hours of programming *The Walking Dead* contained a total of 546 acts of violence. This is equivalent to 136.5 acts of violence per hour of programming. Minus commercials, the show averaged 1 act of violence every 19 seconds. During the 4 hours of *The Walking Dead* the viewers witnessed 202 dead bodies, 82 stabbings, 54 individuals being injured or killed by gunfire, 90 guns, 80 bladed weapons, 33 decapitations, 21 attempted shootings and more. In contrast, with the exception of *Bullet in the Face* which contained a total of 134 acts of violence per hour of programming, other TV-MA cable shows averaged between 50.3 and 14.3 acts of violence per hour of programming.

Relative to broadcast television, *Revolution* from the 2013-2014 season was a TV-14 show and had more violence than 5 out of 7 of the most violent TV-MA cable shows on television. However, *Revolution* was given by the NBC network, a lower TV rating (See Chart 5). Similarly, *Criminal Minds* from 2012-2013 had more violence than 4 out of 7 of the most violent TV-MA cable shows (N=211).

Chart 5: Amount of Violence on the TV-14 Broadcast Show *Revolution* vs. TV-MA Cable Shows



*Bullet in the Face is a half-hour show in which 4 episodes were analyzed totaling 2 hours of programming

The cable shows containing less violent content than *Criminal Minds* (2012-2013) or *Revolution* (2013-2014), were all rated TV-MA indicating they were intended for mature audiences. All shows, regardless of their content rating for age appropriateness (TV-14 or TV-MA) did contain a V-descriptor indicating that the program contained violence. According to the TV Parental Guidelines a V-descriptor with a TV-14 rating indicates the program may contain intense violence. A V-descriptor with a TV-MA rating indicates the program may contain graphic violence. Although every TV-14 show in the study contained graphic violence, not one TV-14 rated show warned parents of the presence of graphic violence.

Guns

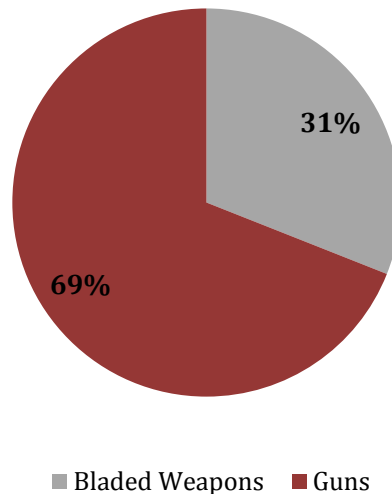
Table 4 reveals that based upon the shows examined in the study, guns were the most popular weapon depicted on broadcast television. Out of a total of 512 guns and bladed weapons depicted across all the broadcast shows almost 70% were guns. In other words, a child was twice as likely to see a gun depicted in a violent scene compared to a bladed weapon. When looking beyond traditional weapons (guns and blades) to include non-traditional weapons (blunt objects, explosives, and poison) guns account for 62% of the depictions.

Table 4: List of Weapons Depicted on Broadcast

Broadcast		
Show	TV Rating	Total Acts of Violence
Guns	TV-14	345
Bladed Weapons	TV-14	161
Blunt Objects	TV-14	38
Explosives	TV-14	4
Poison	TV-14	2
Total		556

A bladed weapon or gun appeared on screen every 3 minutes. These calculations only represent when a new weapon entered the scene. The numbers do not account for the length of time a weapon stayed on screen.

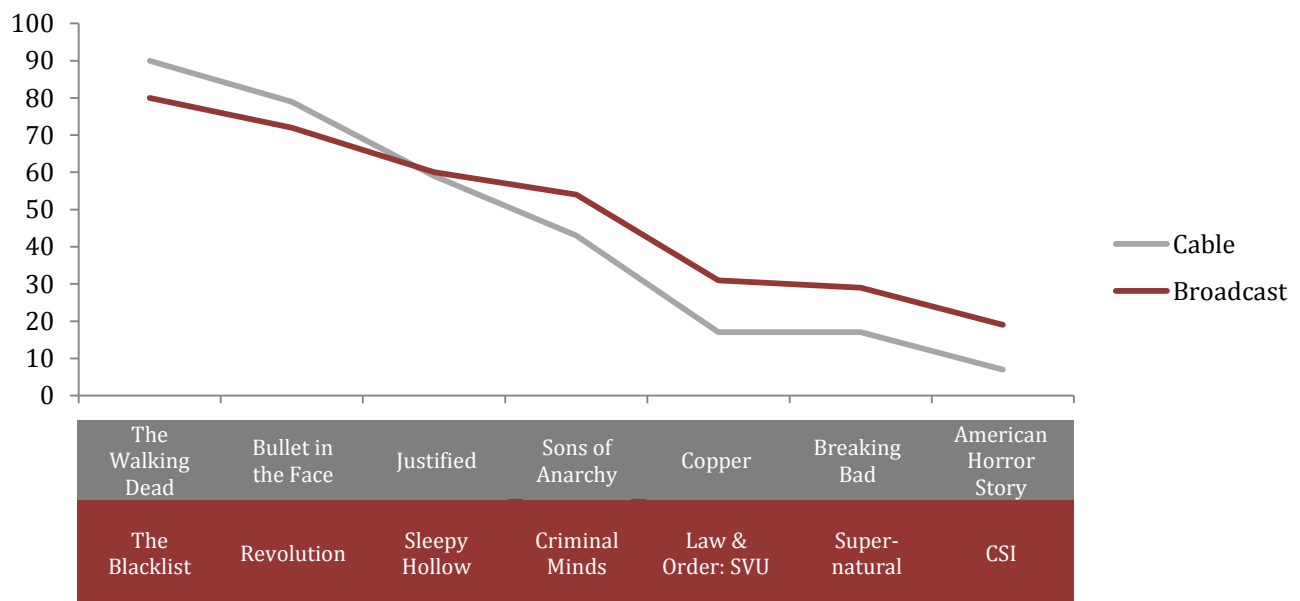
Chart 4: Guns vs. Bladed Weapons on Broadcast



Children watching the TV-14-rated show *The Walking Dead* witnessed 22.5 guns per episode which was equivalent of seeing a gun approximately every 2 minutes of programming. Although guns were not the #1 form of violence on *The Walking Dead*, the show had the largest amount of gun violence compared to any other show (cable or broadcast) included in the study. *The Walking Dead* contained 126 gun depictions, shootings and/or attempted shootings within only 4 hours of programming.

For some shows, guns were not central to their storyline and therefore the show depicted fewer guns per episode. Regardless of the show’s premise, every show in the study contained guns. Even a show like *American Horror Story* which had more stabbings, psychological torture, forceful restraints, and general kicking/slapping/punching, etc. also contained guns. Although there were fewer guns on the broadcast show *Criminal Minds*, the study revealed there were more guns shown on *Criminal Minds* (2012-2013) than a child would see on 3 of the most violent cable shows on television (See Chart 5). Based upon study results, gun violence proved to be the most popular form of violence in 5 out of 8 of the shows examined in this research (See Chart 4).

Chart 5: Number of Guns Present in Four Episodes



CONCLUSION

The aftermath of tragic events like Newtown Connecticut, Columbine, Aurora, Virginia Tech, and Jonesboro just to name a few, cause the nation to search itself for explanations of what could have triggered such senseless acts of violence. Debates subsequently ensue regarding mental health, access to firearms, and the impact of media violence. However, despite vigorous debate regarding the causes of gun violence, there remains a need for sensible solutions to what has become a grave public health concern.

Regardless of one’s position or personal conclusions on the causes of violence, the limitations of research cannot serve as a sufficient reason for a lack of response. Results from the present study show increasing amounts of violence and graphic violence reaching

American families during hours when children are more likely to be watching. Although additional research is needed, most individuals agree that: 1) Graphic violence should not be considered appropriate fare for children; and 2) Tools designed to warn parents of the presence and graphic nature of explicit adult content should work effectively. In contrast, the findings of this report show:

- Graphic violence was present in every broadcast and cable show in the study.
- The most graphic depictions of violence aired during times when children were more likely to be watching.
- Parents cannot rely on the industry's application of the current ratings system to warn them of explicit adult content;
- Gun violence was the most popular form of violence on broadcast television;
- The explicit nature of the violence reaching American families was as alarming as the volume of violence which included child molestation, rape, mutilation/disfigurement, dismemberment, graphic killings and/or injuries by gunfire and stabbings, cannibalism, burning flesh and more.

These results reveal the sobering reality that media violence is prevalent, graphic, and growing. If there is to be a serious dialogue about media violence and its impact on children and, indeed, its impact on society at large, then attention must be given to the volume and degree of violent content that is beaming into living rooms across the nation on a nightly basis. The Parents Television Council earnestly hopes this report will help to fuel that dialogue.

EXAMPLES OF VIOLENT SCENES –BROADCAST

***The Blacklist* (NBC), 10/7/13, 10pm TV-14 V**

Three Masked Men wield automatic weapons and open fire on a SUV in stopped traffic. Bullets shatter the windows and strike the unarmed SUV Driver multiple times, killing him. Armed Man breaks the SUV passenger window and steals the driver's briefcase. We see close on SUV driver's hand. Masked Man uses knife to slice across driver's right wrist, severing hand from its body. Masked Man steals severed hand along with the briefcase.

***Revolution* (NBC), 10/16/13, 10pm TV-14 V**

Charlie tries to leave the bar, but the door is locked by five men. One man grabs her and she breaks his arm. The same man pushes her against a glass window which breaks. She grabs a cue stick for a weapon when another man punches her in the back. She strikes the same man in the stomach with the cue, and another man punches her in the face. A second man starts choking her while she starts to lose consciousness, having been drugged. She punches the man and loses balance. Monroe breaks open the door to save Charlie. He takes out a sword and a dagger. A man attacks Monroe with a crowbar. Monroe slashes open the attacker's chest. Monroe punches the second attacker in the stomach. Monroe slashes the neck of another attacker. Man attacks Monroe with a knife. Monroe holds his dagger to the man's neck and uses a sword to stab him in the chest, blood splashes upon Monroe's face. Monroe pulls the sword from the dead man's chest.

***Sleepy Hollow* (Fox), 9/16/13, 9pm TV-14 LV**

During a Revolutionary War battle in the Hudson Valley, Ichabod Crane aims his pistol at an imposing, axe-wielding Hessian soldier charging him on horseback. Crane fires a shot that knocks the soldier to the ground, but the soldier pops right back up and swings his axe at Crane, slashing him across the chest. Crane stumbles to the ground as the Hessian is about deliver a fatal axe swing. Crane grabs a sword and beheads the soldier, with the head shown flying off his neck along with blood.

***Supernatural* (CW), 10/22/13, 9pm TV-14 VL**

Castiel follows a trail of blood leading to the bodies of two priests impaled on the wrought metal fence of a cemetery. The fencing sticks out of both men's chests. Both priests have had their eyes gouged out and we see blood dripping from the mutilated sockets down their faces.

***The Blacklist* (NBC), 9/23/13, 10pm TV-14 VL**

FBI Agent Elizabeth Keene returns home and discovers husband Tom bound to a chair in the dining room. Tom is covered with blood from head to chest, appearing severely beaten, mouth covered by duct tape. Terrorist Ranko Zamani holds a gun on Elizabeth. He forces her to sit beside injured husband. Zamani threatens to shoot Tom unless Elizabeth gives

him information. Elizabeth refuses. Zamani stabs Tom in the upper thigh and leaves the knife in the wound. Elizabeth confesses what she knows about Zamani's plot. Zamani removes the knife and stabs Tom in the lower stomach.

Criminal Minds (CBS), 10/16/13, 9 pm TV-14 LV

Female victim is held captive in the medical chair, screaming. Reveal there is a miniature camera planted inside her eye broadcasting the ongoing torture to the internet. FBI Agents watch remotely as the torture is broadcast from the victim's POV. Abductor picks up a hammer and an ice pick-style weapon. FBI Agents watch as the hammer is driven into the victim's head.

Sleepy Hollow (Fox), 9/16/13, 9pm TV-14 LV

Lt. Mills stumbles across decapitated corpse of a local Farmer. We see a close-up of Farmer's headless torso draped across a fence. Mills radios Sheriff Corbin, saying she has found the body. Meanwhile in the barn, Corbin points his gun at a suspect and orders him to come into the light. Headless Horseman steps forward, brandishing his axe. Corbin shoots and empties gun clip into the Horseman's chest, but it has no effect on him. Horseman charges Corbin. Outside, Mills is startled by the axe slicing through the barn door, narrowly missing her head. Headless Horseman crashes through the barn door and escapes into the night. Mills enters the barn and finds Corbin's decapitated corpse. Corbin's blood-stained head is lying a few feet away from his body.

Law & Order: SVU (NBC), 9/25/13, 9pm TV-14 DLSV

Detective Benson is held captive by serial rapist William Lewis. We see her handcuffed to the metal bed frame, cut and bruised from the rapist's previous assault. Benson tries persuading the rapist to remove her handcuffs, suggesting she would like him to overpower her. But this angers Lewis. He holds her jaw open and places a gun inside her mouth, torturing her. He asks Benson to beg for her life. Benson does so. Lewis starts removing her belt when there is a knock at the door.

CSI (CBS), 10/16/13, 10pm TV-14 LV

The real murder is shown in flashback, Woman points a knife at the male victim, yelling at him. She stabs him in the heart multiple times, blood splashes all across her face, white shirt and coat. Victim falls, dead.

Supernatural (CW), 10/22/13, 9pm TV-14 VL

A woman volunteers her body to be used as a vessel for an angel. A sudden light filters through the window and fills her body. She lurches forward and blood pours from her eyes and nose. She screams in pain as blood pours from her orifices until her body explodes, sending a shower of blood across the room.

Revolution (NBC), 9/25/13, 10pm TV-14 LSV

In a cornfield, armed Bandit tackles Miles to the ground and they exchange punches. Bandit throws Miles to the ground and tries to gouge out his eyes. Miles tries to scratch the bandit's face while reaching for his sword. Miles grabs his sword and slits the bandit's throat, blood splatters on his face. The bandit falls to the ground, dead.

Criminal Minds (CBS), 9/26/12, 9pm TV-14 LV

A Husband walks into his house, finding his wife and young daughter held at gunpoint by the killer. The man says that they don't have any money but tries to give the killer the truck keys and get rid of him. The killer slaps the husband across the face and he falls to the ground. The next scene the killer has the father in a chair and is holding a needle and thread, preparing to sew the husband's lips shut. FBI breaks inside and holds guns on the killer telling him to put down his gun. He resists but talks to Alex in sign language. The killer holds the gun to his chin and blood splatters on the window behind him.

CSI (CBS), 9/25/13, 10pm TV-14 LV

A dead woman lies on the morgue slab. We see a close-up on the large jagged wound in her upper back, with bruises and scars above. Coroner shines a blue light on her back and reveals the words: "Barb the Thorns" written over the wound. They speculate the man who killed her might have sweated during the murder. Scene flashes back to victim strangled by a man who sweats upon her as he chokes her to death.

EXAMPLES OF VIOLENT SCENES -CABLE***The Walking Dead (AMC), 10/14/12, 9pm TV-14 LV***

Rick and the group attempt to clear the inner prison yard that is crawling with Zombies. Carl, Laurie, Herschel and others make noise to draw several Zombies to the chain-link fence and then stab or spear them in the head. T-Dog stabs Zombies in his path. Rick and Glen stab and use machetes to chop Zombies in the head. Maggie lunges forward and stabs a zombie in the head.

American Horror Story (FX), 10/31/12, 10pm TV-MA LSV

Sister Eunice slaps a female patient who recognizes the demon possessing her. Sister kicks the woman, forcing her down to her knees and tells her to pray to God. Woman begins praying in Italian. Eunice takes a pair of scissors and brutally stabs the woman in the neck, blood spraying everywhere, murdering her.

Sons of Anarchy (FX), 9/11/12, 10pm TV-MA LSV

Tig is handcuffed to a pole against the train tracks. Damon Pope's henchman lifts a grate and shows him two dead bodies with bullet wounds and his teenage daughter Dawn trapped down with them. Tig begs Damon to kill him and not his daughter. Damon Pope's henchmen pour gasoline on Dawn. Damon throws his lit cigar at Dawn, lighting her on fire. She burns to death in front of her father.

American Horror Story (FX), 10/17/12, 10pm TV-MA LSV

Newlyweds Teresa and Leo stand outside a locked door in the Briarcliff asylum. She dares him to stick his hand inside the door slot. Leo sticks his hand inside and pretends to get caught, scaring his wife. Teresa challenges Leo that if he does it again she will fellate him. Teresa kneels down to give Leo oral sex, implied. She opens his fly. Leo sticks a camera phone inside the slot, trying to take a picture of the dark interior. Suddenly, hand inside grabs hold of his arm and it rips off violently, dismembering him. Leo screams and pulls out a bloody stump where his arm used to be.

Sons of Anarchy (FX), 9/11/12, 10pm TV-MA LSV

Niners gang leader Darnell tries to shoot Jax, but the clip is empty. Jax punches Darnell and beats him repeatedly in the face. Their respective gangs break up the fight. Damon Pope's henchman shoots Darnell point blank in the head, killing him.

The Walking Dead (AMC), 10/14/12, 9pm TV-14 LV

Herschel trips across a Zombie who bites into his leg, tearing out the flesh. Rick runs up and shoots it in the head, pulling Herschel away from a pack of approaching Zombies. They find a prison cafeteria. Rick uses a hatchet to chop off Herschel's infected lower leg.

Bullet in the Face (IFC), 8/16/12, 10pm TV-MA SV

Gunther and Martine shoot up a jewelry store during a heist, killing the employees. They shoot down a group of cops entering the store. Martine shoots Gunther in the face point blank.

The Walking Dead (AMC), 10/14/12, 9pm TV-14 LV

Herschel trips across a Zombie who bites into his leg, tearing out the flesh. Rick runs up and shoots it in the head, pulling Herschel away from a pack of approaching Zombies. They find a prison cafeteria. Rick uses a hatchet to chop off Herschel's infected lower leg.

Bullet in the Face (IFC), 8/16/12, 10pm TV-MA SV

Gunther tells crime boss Racken that there is a mole in his organization. Racken asks if the mole is in the room.

Racken: Is it him? I don't like the way he's looking at me. His eyes keep twitching.
Henchman: Sir, I just had eye surgery. I just need drops. I've always been loyal to you.

Racken: He has, he's been loyal to me.

He shoots Henchmen in the chest

Gunther: It wasn't him.

He shoots another man who claims not to have betrayed him. He shoots the other two men in the room, killing everyone present except for Gunther.

REFERENCES

1. Slater, M. (2003). Violent media content and aggressiveness in adolescents: A downward spiral. *Communication Research, 30*, 713-736.
2. Bushman, B. J., & Huesmann, L. R. (2006). Short-term and long-term effects of violent media on aggression in children and adults. *Archives of Pediatrics and Adolescent Medicine, 160* (4), 348-352.
3. Smith, S. L., Lachlan, K., Pieper, K. M., Boyson, A. R., Wilson, B. J., Tamborini, R., & Weber, R. (2004). Brandishing Guns in American Media: Two Studies Examining How Often and in What Context Firearms Appear on Television and in Popular Video Games. *Journal of Broadcasting & Electronic Media, 48*(4), 584-606.
4. Anderson, C. A., Benjamin, A. J., & Bartholow, B. D.. (1998). Does the gun pull the trigger? Automatic priming effects of weapon pictures and weapon names. *Psychological Science, 9*, 308-314.
5. Nielsen Media Research. (2000). (as cited in the National Center for Children Exposed to Violence Statistics, 2005).
6. Kaiser Family Foundation. (2005). Generation M: Media in the lives of 8-18 year olds. Menlo Park, CA: Roberts, D. F., Foehr, U. G., and Rideout, V.
7. Kaiser Family Foundation. (2010). Generation M2: Media in the lives of 8- to 18-year-olds. Menlo Park, CA: Rideout, V. J., Foehr, U. G., and Roberts, D.F.